



 **MOUNTAIN STONE<sup>®</sup>**  
**VENEERSTONE<sup>™</sup>**





# WE CAN HELP YOU SET YOUR DREAMS IN STONE

Your dreams for a stylish, cozy, comfortable and aesthetically pleasing space are important to us. We can help to enhance any space, whether it is interior or exterior, residential or commercial with our specially crafted manufactured stone profiles and color options.

Our priority is to produce the best quality product to fit your design needs. With our artistry, hard work and supportive LEE Building Products, Mountain Stone and the Veneerstone family behind you, the sky is the limit!

## CONTENT GUIDE

LEE BUILDING PRODUCTS.....	4-5
MOUNTAIN STONE PROFILES .....	6-33
MOUNTAIN STONE ACCESSORIES & ACCENTS...	34-35
VENEERSTONE PROFILES.....	36-57
VENEERSTONE ACCESSORIES & ACCENTS .....	58-59
VENEERSTONE THIN BRICK COLLECTIONS .....	60-61
WARRANTY, REFERENCES & LOCATIONS.....	62-63


*Product Profiles on Front Cover: (Top Left): Mountain Stone Ledge Stone Profile in color Aspen; (Top Right): Mountain Stone Ledge Plus Profile in color Antique Grey; (Bottom Left): Veneerstone Imperial Stack Profile in color Chalk\*; (Bottom Right): Veneerstone Pacific Ledge Profile in color Genoa\*.*



▲ LEDGE PLUS | ANTIQUE GREY



▲ PACIFIC LEDGE | PINE SPRINGS



▲ IMPERIAL STACK | GRAPHITE



W H O W E A R E

SINCE 1963

**EXCEPTIONAL PEOPLE. HARD WORK. QUALITY PRODUCT.**

In 1963 Lee Nash Masonry Products started out in Frankfort, KY as a company between friends, Ray Lee and Tommy Nash. In the early 70's Ray Lee bought Nash's end of the business, which then became LEE Brick & Block in 1975. From that point on, with the help of Ray's 5 sons, LEE Building Products Inc. has expanded to what it is today with +25 locations and +400 employees across Indiana, Kentucky and Tennessee.

LEE Building Products® currently manufactures, sells and distributes an array of products for industrial, commercial, and residential use. Products we manufacture, sell and distribute include: concrete masonry units, architectural concrete block, pavers, retaining walls, outdoor firepits, natural and manufactured stone. We also sell and distribute many brands of clay brick, masonry accessories, hardscape accessories and landscape lighting.

Our brand promise is simple: we provide our customer with superior service and deliver the best quality products available in the marketplace. We strive to meet the needs of our valued customers, vendors and employees by building trusting relationships through loyalty, dedication and hard work. By investing in all of our relationships, production facilities and equipment, we have and will continue to provide the best possible service and to meet the industry standards every day.

**A HOUCHENS INDUSTRIES COMPANY**

In 2006, LEE Building Products® became a 100% employee-owned company and in 2021 joined Houchens Industries, Inc. This corporation was originally founded in Glasgow, Kentucky by Ervin G. Houchens in 1917 as Houchens Foods.

A century later, Houchens Industries operates more than 300 retail grocery, convenience and neighborhood market stores across 14 states. Complemented by a strong foundation of diverse companies, thirty-three in total, and +15,000 employees corporate-wide, Houchens Industries is listed as one of the largest 100% employee-owned companies in the world.

Houchens Industries is a 104-year-old company that has grown to be one of the nation's largest 100% employee-owned companies in the United States with over 19,000 ESOP participants. In addition, it is an extremely diversified company with businesses in more than eleven industries.

A proud producer of Mountain Stone® and Veneerstone™, LEE Building Products values our manufactured stone product lines and strives to maintain the best standards within them. These lines are offered at our locations across Indiana, Kentucky and Tennessee and sold by our dealers across the United States.



**OVER 55 YEARS**

**Manufacturing, Selling & Distributing:  
Clay Brick, Concrete Masonry Units, Hardscapes,  
Natural & Manufactured Stone, Accessories & More!**







▲ HANDCRAFT | ANTIQUE GREY



# MOUNTAIN STONE

## MANUFACTURED STONE

# BUILT TO LAST

### QUALITY, DURABILITY & CAREFUL CRAFTSMANSHIP

Mountain Stone® is a division of LEE Building Products and manufactured in Bowling Green, KY with distribution and sales through many dealers across the United States. We take pride in the craftsmanship and delicacy that is put into our stone. Molded to capture all the nooks and crannies, sedimentary lines and dimples of natural stone, this stone is sure to impress. Our talented and hard working management and production teams ensure that Mountain Stone maintains high standards and quality products. Those standards are carried throughout the production process and into our customer's hands.

## MOUNTAIN STONE CONTENTS

MOUNTAIN STONE® PROCESS & PRODUCT USAGE .....	8-9
CLASSIC SERIES STYLE.....	10-25
FIELD STONE .....	12-13
HANDCRAFT .....	14-15
LEDGE PLUS .....	16-17
LEDGE STONE .....	18-19
RIVER ROCK .....	20-21
SOUTHERN LEDGE.....	22-23
STACK STONE.....	24-25
BUILDERS SERIES STYLE .....	26-33
HERITAGE .....	28-29
LEXINGTON .....	30-31
TRADITIONS.....	32-33
ACCESSORIES & ACCENTS .....	34-35
WARRANTY, REFERENCES & LOCATIONS.....	62-63



6 ▲ LEDGE PLUS | LOUDON COUNTY



▲ STACK STONE | ANTIQUE GREY





▲ HANDCRAFT | WOODFORD



▲ LEDGE PLUS | DRAKES CREEK



▲ FIELD STONE | WOODFORD



▲ LEDGE PLUS | LOUDON COUNTY

# MOUNTAIN STONE

## MANUFACTURED STONE

### PROCESS & PRODUCT USAGE

#### HARD WORK, CAREFUL CRAFTSMANSHIP & CAPTURING NATURE'S BEST

Mountain Stone® manufactured stone begins with individual natural stones that are used as "masters". From those masters we create molds that capture the essence of each stone.

Textures, shapes and each individual characteristic of the natural stone is captured within the new molds. When your eyes or hands cannot tell the difference between natural and

Mountain Stone manufactured stone, you know that the product has been created with the highest quality and made as nature intended.

#### Why Mountain Stone?

- Beautiful, character-rich stone styles
- Ease of use & installation
- Versatile enough for use on a wide variety of applications
- Can be used on interior & exterior projects

## PRODUCT USAGE

### WHERE CAN IT BE USED?

#### MOUNTAIN STONE HAS SUCH VERSATILITY THAT IT CAN BE USED FOR INTERIOR, EXTERIOR, RESIDENTIAL OR COMMERCIAL PROJECTS

Apply this stone to your outdoor spaces such as fireplaces, fire pits, outdoor kitchens and islands or around the poolside. Columns, posts, neighborhood entrance signs and garden seat walls are also great exterior projects with Mountain Stone®.

For interior uses, update your fireplace, kitchen island, bar area, wine cellar or an accent wall!

Commercially or residentially, update a kitchen wall space, breakfast or common area to add visual appeal and warmth for your guests.

With so many profiles, textures, shapes and colors, you are sure to find a perfect fit with Mountain Stone® manufactured stone.

For many decades Mountain Stone® has been a trusted and affordable choice for home owners, builders, developers and architects.





## MOUNTAIN STONE CLASSIC SERIES

### CLASSIC SERIES

As mentioned before, Mountain Stone® manufactured stone begins with individual natural stones that are used as “masters”. From those masters we create molds that capture the essence of each stone.

As the product is pulled from the molds, it is already shaped and sized in the most true shape and detail at around 1.5” thick, which is known as the Classic Series stone.

Also referred to as adhered veneer, the Classic Series thickness differentiates from the premium Builders Series stone. The Builder Series stone is around 3” thick and referred to as anchored veneer.

Our talented and hard working management and production team ensures that Mountain Stone can maintain high standards and quality products. Those standards are carried through production and into our customer service.

Actual product color may vary. We recommend reviewing product samples before making final color selections. All Mountain Stone and Veneerstone products are CMHA certified and comply with ASTM C1670/C1780. \*Some colors are considered premium based on availability and cost increases of manufacturing materials.





CLASSIC SERIES PRODUCT PROFILE:

# FIELD STONE

Varied sizes with rough and irregularly shaped dimensions.

FLAT/CORNER	LENGTHS	HEIGHTS	WEIGHT	THICKNESS
FLATS	4"-16"	4"-16"	8 LBS.	1"-2"
		SHORT RETURN	LONG RETURN	HEIGHTS
CORNERS	2.625"-3.25"	8"-9.5"	3.75"-11"	1.5"

Flats: Coverage & packaging based on 1/2" mortar joints. Packaged in 10 sq. ft. handy box.  
 Corners: Coverage & packaging based on 1/2" mortar joints. Packaged in 10 lin. ft. handy box.



ANTIQUE GREY



DRAKES CREEK



WOODFORD





HANDCRAFT | PROVIDENCE



HANDCRAFT | PROVIDENCE



HANDCRAFT | ASPEN

CLASSIC SERIES PRODUCT PROFILE:

# HANDCRAFT

Roughly-squared and rectangular shapes with a hand-chiseled look.

FLAT/CORNER	LENGTHS	HEIGHTS	WEIGHT	THICKNESS
FLATS	8"-18"	3"-8"	8 LBS.	1"-2"
	SHORT RETURN	LONG RETURN	HEIGHTS	THICKNESS
CORNERS	2.5"-3"	5"-7"	3"-8"	1"-2"

Flats: Coverage & packaging based on 1/2" mortar joints. Packaged in 10 sq. ft. handy box.  
 Corners: Coverage & packaging based on 1/2" mortar joints. Packaged in 10 lin. ft. handy box.



ASPEN



ANTIQUE GREY



DALE HOLLOW



PROVIDENCE



SULFUR SPRINGS



WOODFORD



HANDCRAFT | PROVIDENCE





ANTIQUE GREY



ASPEN



DALE HOLLOW



DRAKES CREEK




LOUDON COUNTY



SULFUR SPRINGS



WOODFORD



CLASSIC SERIES PRODUCT PROFILE:

# LEDGE PLUS

Linear shaped stones that have a rugged & earthy look and feel.

FLAT/CORNER	LENGTHS	HEIGHT	WEIGHT	THICKNESS
FLATS	4"-16"	4"	8 LBS.	1"-2"
	SHORT RETURN	LONG RETURN	HEIGHT	THICKNESS
CORNERS	2.5"-3"	8.5"	4"	1"-2"

**Flats:** Coverage & packaging based on tight-fitted joints to achieve dry stack appearance. Packaged in **10 sq. ft.** handy box based on dry stacking with no mortar joints.  
**Corners:** Coverage & packaging based on tight-fitted joints to achieve dry stack appearance. Packaged in **10 lin. ft.** handy box based on dry stacking with no mortar joints.







LEDGE STONE | ANTIQUE GREY



LEDGE STONE | DALE HOLLOW

CLASSIC SERIES PRODUCT PROFILE:

# LEDGE STONE

Varying heights and widths combined with high quality color blends that create a natural stone appearance.

FLAT/CORNER	LENGTHS	HEIGHTS	WEIGHT	THICKNESS
FLATS	5"-16"	2"-4"	8 LBS.	1"-2"
	SHORT RETURN	LONG RETURN	HEIGHTS	THICKNESS
CORNERS	2.5"-3"	5.5"-6"	2"-4"	1.25"-2"

**Flats:** Coverage & packaging based on tight-fitted joints to achieve dry stack appearance. Packaged in 10 sq. ft. handy box based on dry stacking with no mortar joints.  
**Corners:** Coverage & packaging based on tight-fitted joints to achieve dry stack appearance. Packaged in 10 lin. ft. handy box based on dry stacking with no mortar joints.



ANTIQUÉ GREY



ASPEN



DALE HOLLOW



LOUDON COUNTY



SULFUR SPRINGS



WOODFORD



LEDGE STONE | WOODFORD

MOUNTAIN STONE | CLASSIC SERIES | LEDGE STONE





▲ RIVER ROCK | DRAKES CREEK

CLASSIC SERIES PRODUCT PROFILE:

# RIVER ROCK

Water-worn smoothness with ageless charm.

FLAT/CORNER	LENGTHS	HEIGHTS	WEIGHT	THICKNESS
FLATS	5"-9"	5"-9"	8 LBS.	1.5"
	SHORT RETURN	LONG RETURN	DIAMETERS	THICKNESS
CORNERS	2.5"-3"	5.5"-7"	2.5"-9"	1.5"

**Flats:** Coverage & packaging based on 1/2" mortar joints. Packaged in 10 sq. ft. handy box.  
**Corners:** Coverage & packaging based on 1/2" mortar joints. Packaged in 10 lin. ft. handy box.



ANTIQUE GREY



DRAKES CREEK



OZARK



SULFUR SPRINGS





▲ SOUTHERN LEDGE | ASPEN

CLASSIC SERIES PRODUCT PROFILE:

## SOUTHERN LEDGE

Horizontally slender, irregular shapes with various sizes and rustic edges.

FLAT/CORNER	LENGTHS	HEIGHTS	WEIGHT	THICKNESS
FLATS	4"-20.75"	1"-4"	7 LBS.	1.5"
	SHORT RETURN	LONG RETURN	HEIGHTS	THICKNESS
CORNERS	2.25"-2.625"	6"-9.257"	1"-4"	1.5"

Flats: Coverage & packaging based on 1/2" mortar joints. Packaged in 10 sq. ft. handy box.  
 Corners: Coverage & packaging based on 1/2" mortar joints. Packaged in 10 lin. ft. handy box.



▲ SOUTHERN LEDGE | ASPEN



▲ SOUTHERN LEDGE | WOODFORD



ANTIQUE GREY



ASPEN



DRAKES CREEK



LOUDON COUNTY



SULFUR SPRINGS



WOODFORD





▲ STACK STONE | ANTIQUE GREY

CLASSIC SERIES PRODUCT PROFILE:

# STACK STONE

Contrasting skinny linear stones mixed with bigger stones of various heights and widths give this profile a contrasting yet appealing pairing.

FLAT/CORNER	LENGTHS	HEIGHTS	WEIGHT	THICKNESS
FLATS	6"-16"	2"-8"	8 LBS.	1"-1.5"
		SHORT RETURN	LONG RETURN	HEIGHTS
CORNERS	2"-3"	4.5"-6.5"	2"-4"	1"-1.5"

**Flats:** Coverage & packaging based on tight-fitted joints to achieve dry stack appearance. Packaged in **10 sq. ft.** handy box based on dry stacking with no mortar joints.  
**Corners:** Coverage & packaging based on tight-fitted joints to achieve dry stack appearance. Packaged in **10 lin. ft.** handy box based on dry stacking with no mortar joints.



ASPEN



ANTIQUE GREY



DRAKES CREEK



PROVIDENCE



SULFUR SPRINGS



WOODFORD





# MOUNTAIN STONE BUILDER SERIES

## BUILDER SERIES

The Builder Series stone, also known as anchored veneer, is a full bed-depth building stone. This means that it will be thicker than the Classic Series stone. Product thickness varies depending on profile and ranges from 3-4 $\frac{1}{2}$ ". The design of this product benefits the mason, as it is installed on typical, traditional foundation like brick or stone and "anchored" hence the name anchored veneer.

Overall, with this formulated and consistent size there is considerably less material waste when compared to natural stone, which does not normally course and bond as easily.

Each stone is hand-crafted and sized appropriately and consistently, where natural stone is not. As a result, the Mountain Stone® Builder Series stone, at half the weight as natural stone, installs faster and easier! This quality creates less work for the stone mason.

Actual product color may vary. We recommend reviewing product samples before making final color selections. All Mountain Stone and Veneerstone products are CMHA certified and comply with ASTM C1670/C1780. \*Some colors are considered premium based on availability and cost increases of manufacturing materials.


**\*\*LIMESTONE SWATCH NOT SHOWN BUT COLOR IS AVAILABLE**



▲ LEXINGTON | CORDOVA



▲ TRADITIONS | LIMESTONE\*\*



▲ LEXINGTON | WOODFORD

▲ MOUNTAIN STONE | BUILDER SERIES STYLE 27





HERITAGE | PROVIDENCE

BUILDER SERIES PRODUCT PROFILE:

# HERITAGE

Three sizes: 6"x6", 6"x12" and 12"x12".  
Coverage is based on joint size, cutting or trimming preference by the mason.

LENGTH	HEIGHT	WEIGHT	THICKNESS	PER PALLET
6"	6"	20 LBS. PER SQ. FT.	3.25"-3.5"	60 SQ. FT.
12"	6"	20 LBS. PER SQ. FT.	3.25"-3.5"	60 SQ. FT.
12"	12"	20 LBS. PER SQ. FT.	3.25"-3.5"	50 SQ. FT.

Coverage & packaging based on 1/2" mortar joints. Packaged in sq. ft. pallets.  
One stone size per pallet.



ASPEN



CHARLESTON



PROVIDENCE





▲ LEXINGTON | BUFF



▲ LEXINGTON | ASPEN



▲ LEXINGTON | WOODFORD

BUILDER SERIES PRODUCT PROFILE:

# LEXINGTON

Made up of 13 stone sizes. Range of visual interest with skinny and thicker pieces with rustic yet classic appearance.

LENGTH	HEIGHT	WEIGHT	THICKNESS
4.5"-18"	2.25"-5"	20 LBS. PER SQ. FT.	3"-3.5"

Coverage & packaging based on 1/2" mortar joints.  
Packaged in 92 sq. ft. pallets. Random stone sizes per pallet.



ASPEN



BUFF



CORDOVA



DALE HOLLOW



WOODFORD





BUILDER SERIES PRODUCT PROFILE:  
**TRADITIONS**  
 11 stone sizes. Creates intense visual interest with its vast range of sizes and rich colors.

LENGTH	HEIGHT	WEIGHT	THICKNESS
6.5"-20.5"	2.25"-10.5"	20 LBS. PER SQ. FT.	3"-3.5"

Coverage & packaging based on 1/2" mortar joints.  
 Packaged in 92 sq. ft. pallets. Random stone sizes per pallet.



ASPEN



BUFF



CORDOVA



DALE HOLLOW



MAHOGANY



WOODFORD





# MOUNTAIN STONE


## CLASSIC & BUILDER SERIES ACCESSORIES & ACCENTS

Top off your project with the finishing details of Mountain Stone® Accessories and Accents.

### ALL ACCESSORIES & ACCENTS AVAILABLE IN THESE COLORS



AUTUMN



CARAMEL



PEWTER



PROVIDENCE



WINDSOR GREY



APEX POST CAPS  
(HAMMER FACE)

	Item#	A	B	C	D
28" x 28"	PC28x28HF	28"	28"	4"	6"



FLAT POST CAPS  
(TEXTURED SIDES)

	Item#	A	B	C	D
22" x 22" (shown)	PC22x22FT	22"	22"	4"	—
28" x 28"	PC28x28FT	28"	28"	4"	—



FLAT WALL CAPS  
(TEXTURED SIDES)


	Item#	A	B	C	D
12" x 18" (shown)	12X18W	12"	18"	2"	—
14" x 16"	14X16W	14"	16"	2"	—




HEARTHSTONES

	Item#	A	B	C	D
22" x 22"	HR22X22	22"	22"	2"	—

KEYSTONES (HAMMER FACE)	Item#	A	B	C	D
10 <sup>5</sup> / <sub>8</sub> "	KS10584	10 <sup>5</sup> / <sub>8</sub> "	4"	8"	1 <sup>1</sup> / <sub>2</sub> "



LIGHT & OUTLET BOXES	Item#	A	B	C	D
LIGHT	LB	8 <sup>3</sup> / <sub>4</sub> "	10 <sup>3</sup> / <sub>4</sub> "	1.5"	3 <sup>7</sup> / <sub>8</sub> " x 3 <sup>7</sup> / <sub>8</sub> "
OUTLET	OBF	6 <sup>1</sup> / <sub>2</sub> "	8"	1.5"	2 <sup>3</sup> / <sub>8</sub> " x 4"




SILLS (ROCKFACE)	Item#	A	B	C	D
MARIETTA	MS	23 <sup>1</sup> / <sub>2</sub> "	2 <sup>1</sup> / <sub>2</sub> "	2"	2 <sup>1</sup> / <sub>4</sub> "
SUWANEE	SS	24"	3 <sup>3</sup> / <sub>4</sub> "	2 <sup>1</sup> / <sub>4</sub> "	2 <sup>1</sup> / <sub>2</sub> "
42"	SILL426	42"	4 <sup>1</sup> / <sub>2</sub> "	5"	4 <sup>1</sup> / <sub>2</sub> "



ACCENT STONES & WINDOW STONES (ROCKFACE)	Item#	A	B	C	D
ACCENT STONE	LSA	7 <sup>5</sup> / <sub>8</sub> "	5"	3"	—
WINDOW STONE	WS	7 <sup>5</sup> / <sub>8</sub> "	5"	1 <sup>1</sup> / <sub>2</sub> "	—

ACCENT  
STONE



WINDOW STONE

NOTE: All accessories are shown in Pewter





**VS** IMPERIAL STACK | CHALK\*

# VENEERSTONE™

MANUFACTURED STONE

## NATURE'S NEXT BEST

### CAPTURING THE ESSENCE OF NATURAL STONE

Veneerstone™ is a division of LEE Building Products manufactured in Bowling Green, KY. Our stone is a high-quality, premium brand stone that captures the exquisite character, essence and uniqueness of natural stone. As a well-established, highly respected producer of quality manufactured stone and thin brick, we also have a solid reputation for creating products that are virtual replicas of natural stone. Our teams work hard to ensure that Veneerstone maintains high standards and quality products while providing top-notch customer service.

## VENEERSTONE CONTENTS

VENEERSTONE™ QUALITIES & APPLICATIONS ..... 38-39

VENEERSTONE™ PRODUCT PROFILES

- AUSTIN STONE ..... 40-41
- FIELD STONE..... 42-43
- IMPERIAL STACK..... 44-45
- LEDGE STONE..... 46-47
- MONTANA CUT ..... 48-49
- PACIFIC LEDGE..... 50-51
- RIVER ROCK ..... 52-53
- SHADOW LEDGE ..... 54-55
- STACK STONE..... 56-57

ACCESSORIES & ACCENTS ..... 58-59

THIN BRICK COLLECTIONS..... 60-61

WARRANTY, REFERENCES & LOCATIONS ..... 62-63

Actual product color may vary. We recommend reviewing product samples before making final color selections. All Mountain Stone and Veneerstone products are CMHA certified and comply with ASTM C1670/C1780. \*Some colors are considered premium based on availability and cost increases of manufacturing materials.



**VS** AUSTIN STONE | CHALK\*



**VS** PACIFIC LEDGE | BLUE CREEK



# MANUFACTURING & CAPTURING NATURAL STONE QUALITIES

# RESIDENTIAL OR COMMERCIAL APPLICATIONS




VS IMPERIAL STACK | CHALK\*



VS PACIFIC LEDGE | GENOA\*



VS SHADOW LEDGE | MINERAL COUNTY



VS IMPERIAL STACK | GENOA\*



VS PACIFIC LEDGE | GENOA\*



VS PACIFIC LEDGE | PINE SPRINGS

## CAPTURING THE CHARACTER OF NATURAL STONE

Have you really looked at natural stone? Each stone has an element of elegance and beauty that is unique to that stone. Diverse textures, colors, shapes and sizes, natural stone is absolutely stunning.

By using hot melt molds, we create intricate, detailed manufactured stone molds from natural stone pieces. Duplicates are made from these molds and then manufactured.

During the manufacturing process our talented team mixes pigments and hand paints them into each stone mold. This process give our stone that hand-touched, crafted quality.

Our goal at Veneerstone is to capture the character of natural stone, yet keep it affordable, lighter weight and practical for contractors, architects, landscaping professionals, home and business owners.

## VENEERSTONE—ADAPTABLE FOR ANY TYPE OF PROJECT

Whether it is residential, commercial, outdoor or indoor, our stone can be used on various platforms. Veneerstone will enhance your outdoor dream space such as fireplaces, kitchens, pillars, columns, walls, porches and more!

The entrance and outside appearance of your home or business is also important. Our stone can add more visual appeal whether it is on the driveway entry, columns with caps,

signage to neighborhoods or on the front of your home or business.

For interiors use Veneerstone to build an accent wall in a main entry, bar area, living room, bedroom or wherever your heart desires. Fireplaces, hearths and mantles can also warm up any area. Why not add some beautiful stone to cozy it up?





PRODUCT PROFILE:

# AUSTIN STONE

Thick with subtle saw marks and varying dimensions.

FLATS: SIZE WILL VARY BY UNIT

LENGTH: 4.5"-19" | HEIGHT: 1.75"-9" | WEIGHT: 7 LBS. | THICKNESS: 1.5"

Coverage & packaging based on 1/2" mortar joints. Packaged in **10 sq. ft.** handy box.

CORNERS: SIZE WILL VARY BY UNIT

HEIGHTS: 3.75"-6" | SHORT RETURN: 2.5"-2.625" | LONG RETURN: 7.625"-9" | THICKNESS: 1.5"

Coverage & packaging based on 1/2" mortar joints. Packaged in **10 lin. ft.** handy box.



CHALK\*




BUCKEYE\*



MINERAL COUNTY



SILVER



**VS** AUSTIN STONE | BUCKEYE\*

\*PREMIUM COLOR

**VS** VENERSTONE | AUSTIN STONE

41



PRODUCT PROFILE:

# FIELD STONE

Rustic charm with texture and irregular shapes, reminiscent of an Italian Villa or the Napa wine country.

FLATS: SIZE WILL VARY BY UNIT

LENGTH: 3"-16" | HEIGHT: 1.5"-18" | WEIGHT: 7 LBS. | THICKNESS: 1.5"

Coverage & packaging based on 1/2" mortar joints. Packaged in **10 sq. ft.** handy box.

CORNERS: SIZE WILL VARY BY UNIT

HEIGHTS: 3.75"-11" | SHORT RETURN: 2.625-3.25" | LONG RETURN: 8"-9.5" | THICKNESS: 1.5"

Coverage & packaging based on 1/2" mortar joints. Packaged in **10 lin. ft.** handy box.



**VS** FIELD STONE | BLUE CREEK



BLUE CREEK



MILSAP



SILVER





CHALK\*



CREED



CRESTONE



GENOA\*



GRAPHITE



MALBECK



MESA GRAY\*



MILLSAP



PINE SPRINGS



SILVER



SLATE



VS IMPERIAL STACK | GRAPHITE

\*PREMIUM COLOR

VS IMPERIAL STACK | MALBECK

PRODUCT PROFILE:

# IMPERIAL STACK

Slender shaped strips of stones with clean lines and textured rustic charm which are a great pair for formal or informal settings.

FLATS: SIZE WILL VARY BY UNIT

LENGTH: 8"-20" | HEIGHT: 4.25" | WEIGHT: 7 LBS. | THICKNESS: 1"-1.625"

Coverage & packaging based on tight-fitted joints to achieve dry stack appearance. Packaged in **10 sq. ft.** handy box based on dry stacking with no mortar joints.

CORNERS: SIZE WILL VARY BY UNIT

HEIGHTS: 4.25" | SHORT RETURN: 2.5" | LONG RETURN: 10.5" | THICKNESS: 1"-1.625"

Coverage & packaging based on tight-fitted joints to achieve dry stack appearance. Packaged in **10 lin. ft.** handy box based on dry stacking with no mortar joints.







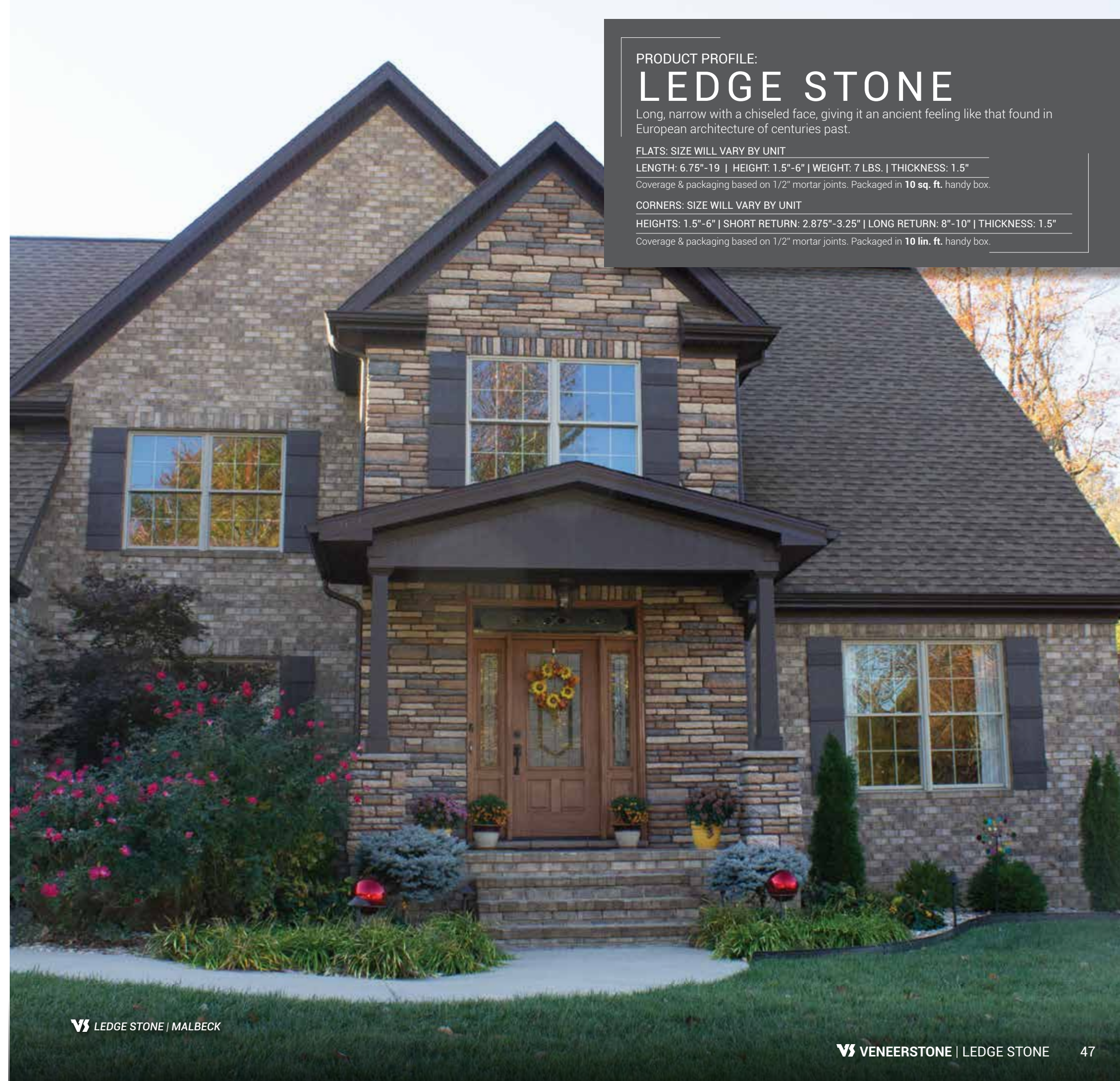
**VS** LEDGE STONE | MINERAL COUNTY



MALBECK



MINERAL COUNTY



**VS** LEDGE STONE | MALBECK

PRODUCT PROFILE:

# LEDGE STONE

Long, narrow with a chiseled face, giving it an ancient feeling like that found in European architecture of centuries past.

FLATS: SIZE WILL VARY BY UNIT

LENGTH: 6.75"-19" | HEIGHT: 1.5"-6" | WEIGHT: 7 LBS. | THICKNESS: 1.5"

Coverage & packaging based on 1/2" mortar joints. Packaged in **10 sq. ft.** handy box.

CORNERS: SIZE WILL VARY BY UNIT

HEIGHTS: 1.5"-6" | SHORT RETURN: 2.875"-3.25" | LONG RETURN: 8"-10" | THICKNESS: 1.5"

Coverage & packaging based on 1/2" mortar joints. Packaged in **10 lin. ft.** handy box.



PRODUCT PROFILE:

# MONTANA CUT

Textured with different length variations. Provides a natural look with clean, modern lines. Consistent heights make for high versatility & efficient installation.

**FLATS: SIZE WILL VARY BY UNIT**

LENGTH: 6", 8", 12", 16", 18" & 22" | HEIGHT: 3" | WEIGHT: 7 LBS. | THICKNESS: 1"-1.5"

Coverage & packaging based on tight-fitted joints to achieve dry stack appearance. Packaged in **10 sq. ft.** handy box based on dry stacking with no mortar joints.

**CORNERS: SIZE WILL VARY BY UNIT**

HEIGHTS: 3" | SHORT RETURN: 4" | LONG RETURN: 6", 8" & 10" | THICKNESS: 1"-1.5"

Coverage & packaging based on tight-fitted joints to achieve dry stack appearance. Packaged in **10 lin. ft.** handy box based on dry stacking with no mortar joints.



BEACH



CRESTONE




LINEN



OXFORD



TAHOE







BLUE CREEK



CREEDE



CRESTONE



MINERAL COUNTY



PINE SPRINGS



REDWOOD



GENOA\*

VS PACIFIC LEDGE | CRESTONE



PRODUCT PROFILE:

# PACIFIC LEDGE

Textured with mixed irregular edges and regular cuts with different length and width variations. Clean lines allow for tighter joints giving projects a more modern look.

FLATS: SIZE WILL VARY BY UNIT

LENGTH: 4"-19" | HEIGHT: 1.5"-6" | WEIGHT: 7 LBS. | THICKNESS: 1.5"

Packaged in 10 sq. ft. handy box based on 1/2" mortar joints.

CORNERS: SIZE WILL VARY BY UNIT

HEIGHTS: 4" | SHORT RETURN: 2.5" | LONG RETURN: 10.5" | THICKNESS: 1.5"

Packaged in 10 lin. ft. handy box based on 1/2" mortar joints.



PRODUCT PROFILE:

# RIVER ROCK

Smooth, round and irregular shapes with varying sizes. Mimics rocks found naturally in rivers and creeks after years of erosion from running water.

**FLATS: SIZE WILL VARY BY UNIT**

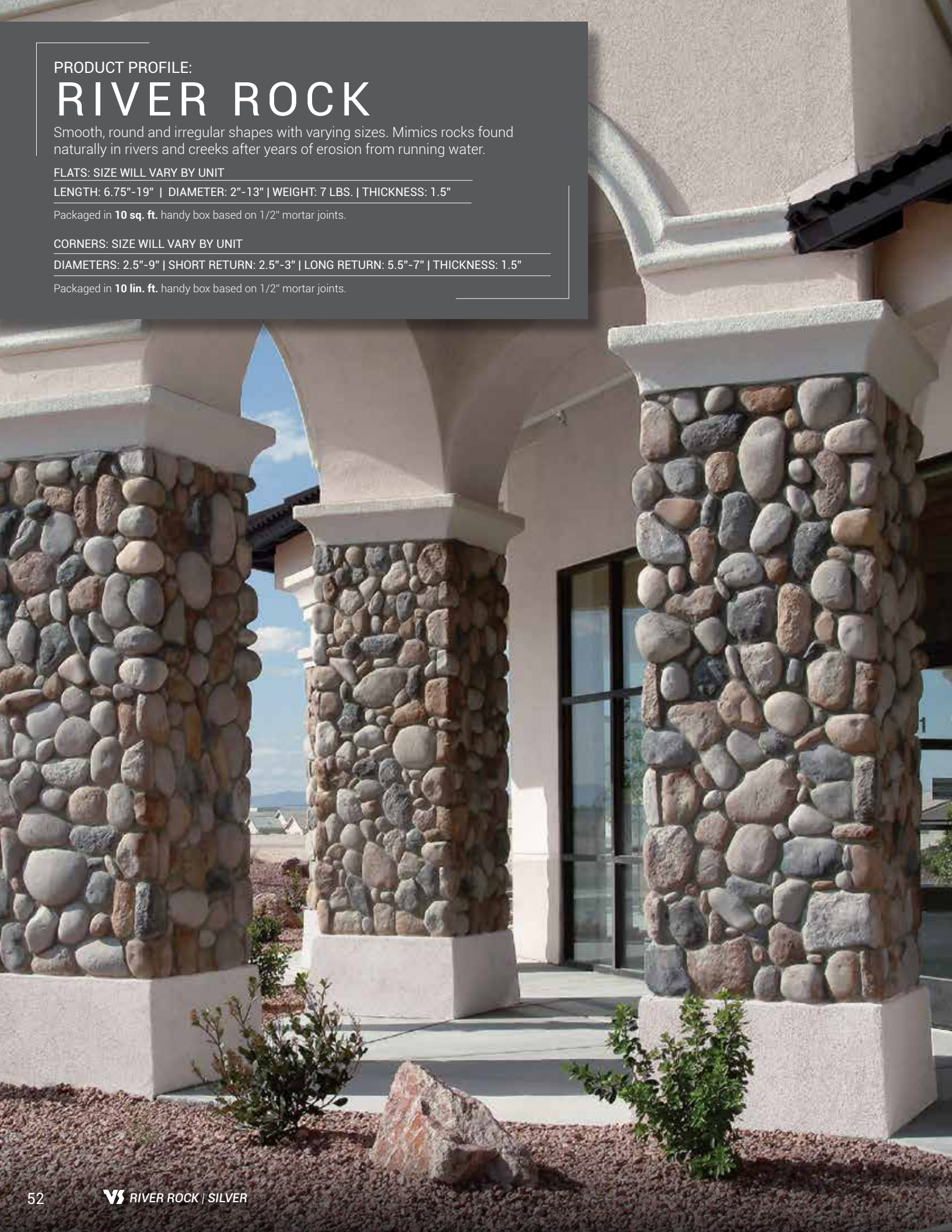
LENGTH: 6.75"-19" | DIAMETER: 2"-13" | WEIGHT: 7 LBS. | THICKNESS: 1.5"

Packaged in **10 sq. ft.** handy box based on 1/2" mortar joints.

**CORNERS: SIZE WILL VARY BY UNIT**

DIAMETERS: 2.5"-9" | SHORT RETURN: 2.5"-3" | LONG RETURN: 5.5"-7" | THICKNESS: 1.5"

Packaged in **10 lin. ft.** handy box based on 1/2" mortar joints.



**VS RIVER ROCK | SILVER**



**VS RIVER ROCK | SILVER**



**SILVER**



**MINERAL COUNTY**





CRESTONE



MINERAL COUNTY



WALNUT



VS SHADOW LEDGE | MINERAL COUNTY



VS SHADOW LEDGE | CRESTONE



VS SHADOW LEDGE | MINERAL COUNTY

PRODUCT PROFILE:

# SHADOW LEDGE

Various shapes, widths and lengths, creating a variety of overlying shadows on its neighboring pieces of stone. These shadows show more visual interest and depth.

FLATS: SIZE WILL VARY BY UNIT

LENGTH: 4"-20.75" | HEIGHT: 1"-4" | WEIGHT: 7 LBS. | THICKNESS: 1.5"

Packaged in 10 sq. ft. handy box based on 1/2" mortar joints.

CORNERS: SIZE WILL VARY BY UNIT

HEIGHTS: 1"-4" | SHORT RETURN: 2.25"-2.625" | LONG RETURN: 6"-9.257" | THICKNESS: 1.5"

Packaged in 10 lin. ft. handy box based on 1/2" mortar joints.



PRODUCT PROFILE:  
**STACK STONE**

Long, narrow shapes with straight edges and varying sizes. Provides modern, geometric look—a favorite among modernists and contemporary architects.

FLATS: SIZE WILL VARY BY UNIT

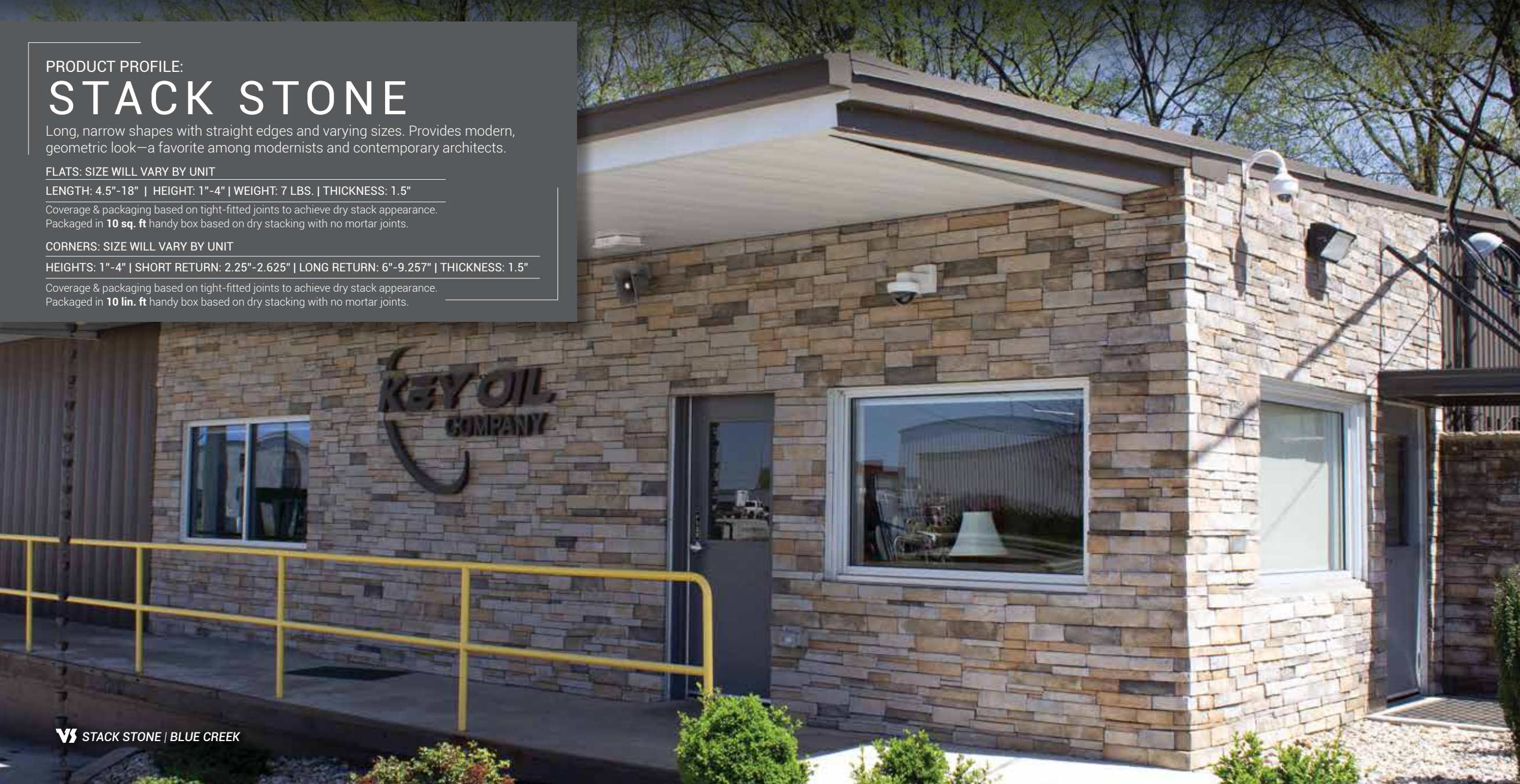
LENGTH: 4.5"-18" | HEIGHT: 1"-4" | WEIGHT: 7 LBS. | THICKNESS: 1.5"

Coverage & packaging based on tight-fitted joints to achieve dry stack appearance. Packaged in **10 sq. ft** handy box based on dry stacking with no mortar joints.

CORNERS: SIZE WILL VARY BY UNIT

HEIGHTS: 1"-4" | SHORT RETURN: 2.25"-2.625" | LONG RETURN: 6"-9.257" | THICKNESS: 1.5"

Coverage & packaging based on tight-fitted joints to achieve dry stack appearance. Packaged in **10 lin. ft** handy box based on dry stacking with no mortar joints.



**VS** STACK STONE | BLUE CREEK



BLUE CREEK



CREEDE



MINERAL COUNTY



TEXAS CREAM



**VS** STACK STONE | MINERAL COUNTY



**VS** STACK STONE | TEXAS CREAM





# VENEERSTONE™

## ACCESSORIES & ACCENTS


### AVAILABLE ACCESSORY COLORS



HEARTHSTONES & FLAT WALL COPING STONES	A	B	C
19" x 20"	19"	20"	1.75"



HEADER STONES	A	B	C
22.5" x 8"	22.5"	8"	2.5"



KEY STONES	A	B	C	D
22.5" x 8"	10"	4.75"-7.75"	2.5"	2.5"



WATER TABLES & WINDOW SILLS	A	B	C	D
18" x 3.5"	18"	3.5"	2" FRONT EDGE	2.5" BACK EDGE



\*PREMIUM COLOR  
NOTE: All accessories are shown in Gray



Create stunning exteriors or interiors with our thin brick lines featuring the Antique, Modular and King profiles. Available in a variety of sizes, styles and colors these thin brick options will add character and appeal to any project.

## ANTIQUE Old World feel with rustic charm and a more organic feel from the texture & irregular edges.

### FLATS (SIZE WILL VARY BY UNIT)

LENGTH: 7" | HEIGHT: 2" | WEIGHT: 3.5 LBS. | THICKNESS: .5"

### CORNERS (SIZE WILL VARY BY UNIT)

HEIGHTS: 2" | SHORT RETURN: 3" | LONG RETURN: 6.5" | AVERAGE THICKNESS: .5"



DALLAS



RED



RED WITH BLACK

## MODULAR Irregular "wire-cut" look with balanced texture. Its deep, rich colors give warmth to any project.

### FLATS (SIZE WILL VARY BY UNIT)

LENGTH: 7.38" | HEIGHT: 2.25" | WEIGHT: 3.5 LBS. | THICKNESS: .5"

### CORNERS (SIZE WILL VARY BY UNIT)

HEIGHTS: 2.25" | SHORT RETURN: 2.75" | LONG RETURN: 7.63" | AVERAGE THICKNESS: .5"



DESERT VISTA



OCOTILLO



WALNUT

**For Antique & Modular:** Coverage & packaging based on 1/2" mortar joints. Flats packaged in **20 sq. ft.** handy box based on 1/2" mortar joints. Corners packaged in **15 lin. ft.** handy box based on 1/2" mortar joints. 4 1/2 lbs. per sq. ft.

## KING Modern, sleek look and feel with consistent, clean, crisp lines.

### FLATS (SIZE WILL VARY BY UNIT)

LENGTH: 9.5" | HEIGHT: 2.5" | WEIGHT: 4 LBS. | THICKNESS: .75"

### CORNERS (SIZE WILL VARY BY UNIT)

HEIGHTS: 2.5" | SHORT RETURN: 2" | LONG RETURN: 7" | AVERAGE THICKNESS: .75"

Coverage & packaging based on 1/2" mortar joints. Flats packaged in **15 sq. ft.** handy box based on 1/2" mortar joints. Corners packaged in **10 lin. ft.** handy box based on 1/2" mortar joints. 4 1/2 lbs. per sq. ft.



RED



RED WITH BLACK



WINTER BLEND



**VS** ANTIQUE THIN BRICK | DALLAS



**VS** KING THIN BRICK | RED WITH BLACK



**VS** ANTIQUE THIN BRICK | RED WITH BLACK



# WARRANTY

Mountain Stone® and Veneerstone™ both carry a 50-year limited warranty when used on structures that conform to all local building codes. Material must be installed according to manufacturer's instructions. Warranty is limited to replacement of defective materials only and does not cover labor to remove or replace stone. Warranty does not cover damage resulting from building settlement, wall movement, contact with chemicals or paint, discoloration due to airborne contaminants or stains caused by material applied to or allowed to come in contact with stone. Warranty is non-transferable and is limited to the original purchaser. ©2023 Mountain Stone® & Veneerstone™. All Rights Reserved.



**CALL OR VISIT YOUR LOCAL LEE BUILDING PRODUCTS BRANCH TODAY!**

## INDIANA

### **Columbus, IN 47201**

895 Jonesville Rd. | 812.372.4458

### **Fishers, IN 46038**

7711 Loma Ct. | 317.842.6602

### **Mooreville, IN 46158**

520 S. Park Dr. | 317.831.2455

### **New Albany, IN 47150**

6000 Grant Line Rd. | 812.246.4461

### **Shelbyville, IN 46176**

841 Elston Dr. | 317.398.7500

### **Yorktown, IN 47396**

4631 S. Co. Rd. 700 W. | 765.759.8955

## KENTUCKY

### **Bardstown, KY 40004**

291 Spencer Mattingly Ln. | 502.348.6414

### **Bowling Green, KY 42101**

309 Dishman Ln. | 270.781.9813

### **Bowling Green, KY 42101 (Corp.)**

4301 Industrial Dr. | 270.842.3472

### **Bowling Green, KY 42101 (MVS Man.)**

4301 Industrial Dr. | 270.842.3472

### **Danville, KY 40422**

1627 Old Stanford Rd. | 859.236.7142

### **Elizabethtown, KY 42701**

307 Peterson Dr. | 270.765.4044

### **Frankfort, KY 40601**

2000 US 127 S | 502.223.2327

### **Glasgow, KY 42141**

103 Cross St. | 270.659.2770

### **Hardin, KY 42048**

7511 US HWY 641 S | 270.437.3300

### **Hopkinsville, KY 42240**

1005 N. Vine St. | 270.886.6696

### **Lexington, KY 40504**

1620 Old Frankfort Pike | 859.254.4567

### **Lexington, KY 40504**

747 Fox Industrial Rd. | 859.254.4567

### **Louisville, KY 40223**

12906 Old Henry Rd. | 502.245.3135

### **Middletown, KY 40223**

13030 Aiken Rd. | 502.254.3600

### **Nicholasville, KY 40356**

2004 Catnip Hill Rd. | 859.885.1700

### **Owensboro, KY 42303**

1530 Ragu Dr. | 270.683.6206

### **Richmond, KY 40475**

318 Cycle Dr. | 859.625.0002

### **Somerset, KY 42501**

39 Garner School Rd. | 606.451.8898

## TENNESSEE

### **Antioch, TN 37013**

3201 Franklin Limestone Rd.  
615.834.1207

### **Antioch, TN 37013**

12721 Old Hickory Blvd. | 615.321.5800

### **Murfreesboro, TN 37129**

700 Ordway St. | 615.893.7146

### **Nashville, TN 37204**

3643 Trousdale Dr. | 615.244.4497

## INDUSTRY REFERENCES

- A. ASTM C 39 - Standard Test Method for Compressive Strength of Cylindrical Concrete Specimens.
- B. ASTM C 177 - Standard Test Method for Steady-State Heat Flux Measurements and Thermal Transmission Properties by Means of the Guarded-Hot-Plate Apparatus.
- C. ASTM C 192 - Standard Practice for Making and Curing Concrete Test Specimens in the Laboratory.
- D. ASTM C 482 - Standard Test Method for Bond Strength of Ceramic Tile to Portland Cement.
- E. ASTM C 1670 - Standard Manufacturer Specification for Adhered Manufactured Stone Masonry Veneer Units.
- E. ASTM C 1780 - Installation Guide & Detailing Options for Adhered Manufactured Stone Veneer.  
Visit <https://ncma.org/resource/msv-installation-guide/> for official ASTM C1780 Compliant Installation Guide.
- G. UL 723 - Standard for Safety for Surface Burning Characteristics for Building Materials.

**WARNING:** Concrete veneer contains Crystalline Silica (quartz) and traces of other hazardous substances which are released as dust and can be inhaled when dry-cutting, drilling, or shaping the product. Crystalline Silica is a chemical known to the State of California to cause cancer, birth defects, and other reproductive harm. Use appropriate safety precautions.

Product Profiles on Back Cover: (Left to Right): Veneerstone Pacific Ledge Profile in color Genoa\*; Mountain Stone Stack Stone Profile in color Antique Grey; Veneerstone Imperial Stack Profile in color Silver

**WE ALSO DISTRIBUTE ACROSS THE UNITED STATES  
SEE DEALER LISTINGS AT [MTSTONE.COM](http://MTSTONE.COM) OR [VENEERSTONE.BIZ](http://VENEERSTONE.BIZ)**





# MOUNTAIN STONE<sup>®</sup>

---

# VENEERSTONE<sup>™</sup>

## PRODUCT GUIDE

4301 INDUSTRIAL DRIVE | BOWLING GREEN, KY 42101 | 800.781.0277  
MTSTONE.COM | VENEERSTONE.BIZ | LEEBP.COM



**MADE IN THE USA**



**LEE** | **BUILDING PRODUCTS<sup>®</sup>**